


Advanced Avoiding Plagiarism

Plagiarism is usually accidental!
We're not here to call out, we're
here to learn!



Today we are going to be discussing plagiarism. The first and most important thing to understand is most cases of plagiarism are accidental! Some of these slides might look familiar to you as we briefly reviewed these concepts in your orientation. However, we will be discussing new information and going much deeper with this conversation today. So, be aware that some items are being reviewed again, but that is only to assist with grasping the more advanced concepts in correlation to your work.



If you need to follow along you can at this link.



Who am I?

*Your Student Success and
Engagement Librarian*

Kelleen Maluski (she/her), camaluski@salud.unm.edu

Before we dive in too deeply I just want to re-introduce myself. I am your student success and engagement librarian! I am here to help you reach your goals!



I am on the land of the Pueblo, Navajo/Diné, and Apache Peoples

There are 19 Pueblos of New Mexico and several Apache Nations. Each Pueblo and Tribal Nation have their own unique cultures.

- **Indian Pueblo Cultural Center**
<https://indianpueblo.org/>
- **A Guide to Land Acknowledgement**
<https://nativegov.org/a-guide-to-indigenous-land-acknowledgment/>
- **LandGrabU** <https://www.landgrabu.org/>
 - **Honor Native Land Tax**
<https://www.honornativelandtax.org/>

Understanding that we are on Pueblo, Navajo/Dine, and Apache land (and UNM is specifically on the land of the Pueblo of Sandia) and that many universities and educational institutions were founded on stolen land and by exploiting and pillaging while discriminating against and centering a white concepts of academia and medicine is an important part of understanding our work, our impact, and the problems within our systems - such as databases and publishing.

What We're Discussing



01

Being a part of a scholarly discourse

02

Why Citing is important

03

How plagiarism happens

04

When and how to cite

05

You don't have to memorize everything!

06

Getting help

You're Part of a Scholarly Community

The work you do is a part of a larger discourse! A discourse can't happen if we can't see how ideas were formulated and expanded on.



It's easy to think that the work you are doing here is to simply fulfill assignments. But, the work you do here is a part of a scholarly discourse. You always want to credit other people's ideas, just like you would want your's credited. But also, you are building off of previous ideas and expanding on them. It can be hard to connect this concept to the needs of assignments and citation styles, but the truth is this discourse and not using proper citations has real and damaging repercussions in our professions. Not only do you want to cite to make sure people can follow your ideas and what helped you to get to that place, but also we need to make sure that the work of people is given credit because it can impact how we discuss these topics in the profession and because it can alter people's careers. This is true for assignments, presentations (at conferences or even to the community, through outreach, etc.), teaching, and more. So, we are going to do an activity to work on understanding why this is so important.



Activity & Discussion

To better understand how important issues surrounding plagiarism are, we are going to break out into groups and do an activity. Break out into groups of 6 people (or if they are already in groups then they can use those divisions for the activity) to review excerpts from an article, discuss the reading with your group while answering questions, and we will all discuss the questions together. Each group will have to report out on their questions so be sure to have someone taking notes. You will have 25 minutes to read, discuss, and fill out the questions.

When & How to Cite!



Any time you use an idea, concept, or work someone else created or expressed.



Consistently use the citation style required for your class.




Keep track of your searching and results to make this easier.

Now that we understand why citing is important and how much of an impact it can have, let's discuss what plagiarism can look like, what it is, and how we can work to not do it. First off I will say that when students understand WHY this is important they tend to not plagiarize as much because a lot of plagiarism honestly comes from not knowing when you are supposed to cite. If you understand why you cite then you are working to make sure these ideas are not taken without credit. But, with that said, let's discuss when and how to cite (this might look familiar from our orientation but I want to reiterate these points since I know how much information you get during that). -No matter if you are writing a paper or creating a presentation, you always need to cite ideas, concepts, and the work of others. This includes images, summarizing something you learned from a book, etc. It doesn't include common knowledge. -What throws people off the most is how to cite. You will want to cite in the style required for your class assignment. You can use our resources (which we will discuss in a minute) to refer to in order to make sure you are abiding by these rules consistently. You don't need to memorize everything! We have resources for you to refer back to. Also, In-text citations and Work Cited lists. Review what in-text citations and Work Cited lists are. What makes them different and also how the citations look different. Discuss the bread crumb concept as to why these are important.

-Discuss how keeping track of research is an important part of citing your sources, if you start early you won't have to backtrack. Additionally, this is an opportunity to discuss that you need to put in due diligence. For example, when citing a quotation from a book that was included in an essay, find the original book.


Keeping Track



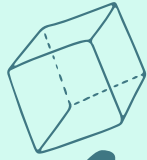
So let's discuss how you can actually keep track of everything, not focus on memorizing, and use tools to assist with our citation management. To start we will review keeping track of your searches. When you are searching many times it can become overwhelming and you are juggling a lot of results and different techniques that you used. Keeping track of how you did your searches is going to assist you with making sure you don't plagiarize because you will know where the research came from and how you got to it. It helps you be accountable for intentional citing but also it is just a good way to stay organized. So let's look at how to save searches (demo PubMed saving a search and downloading).

Stay on Target

Refer to sources, don't
focus on memorizing!



-Where people often get tripped up with citing is they think they have to memorize everything! You don't, I know I don't. Use our Citing & Citation Management Guide to find the rules you need and examples of how to cite different types of materials!
<https://libguides.health.unm.edu/Citing>



49,244,300



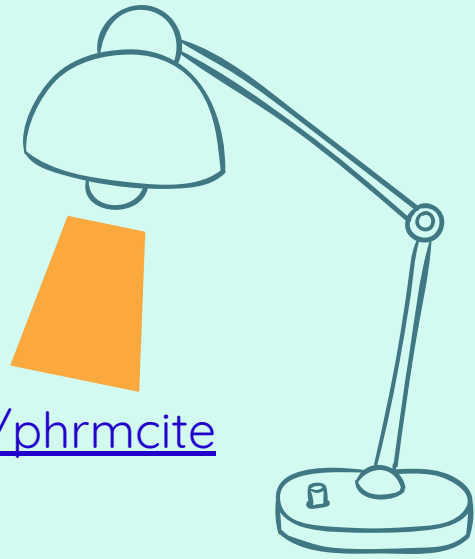
We know keeping track of all your citations can seem unmanageable. In addition to this you don't want to have to manually create all your citations! Use a citation management tool to help you keep track of all your resources and to create the citations for you. The sooner you start using these tools the better off you will be. See our Citation Management Guide to find out more <https://libguides.health.unm.edu/Citing/management> and be sure to attend one of our workshops and/or set up a consultation to learn more! Do a quick demo of Zotero and how it creates the in-text citations and works cited lists.



Activity & Discussion

Now that we know that citing isn't just about putting a list together to meet the needs of an assignment, let's practice finding citations and the idea of citing intentionally. Citing intentionally is about not just including any study you find that supports your idea, it is about really looking at the conversation that has happened in the scholarship to better highlight the work of those who are often historically and currently ignored, to not cite outdated and/or damaging literature due to a lack of understanding, and to bolster your work by truly finding the experts in the field. So we're going to do a quick activity where your group gets to trace a scholar and utilize our guide to help you cite one of their works.

Reflect



unm-health.libwizard.com/f/phrmcite

We're Here to Help!




Reach out:

- To me directly
- Through Ask a Librarian
- By taking a class

- Go to AAL & Events page to show them how to access.

Thanks!



Do you have any questions?
camaluski@salud.unm.edu



Photo Credits: Cagle, B. (2018). Three women at computers [Photograph].
UpSplash. <https://unsplash.com/photos/g1Kr4Ozfoac>