

*Image courtesy Cyrus K.*

# OCCUPY:

# APA

Now with  
MLA!

A Citation Sit-in for  
Students and Faculty

## Holy Names University Library

# OCCUPY APA

A Citation Sit-in at Holy Names University

[occupyapa.wordpress.com](http://occupyapa.wordpress.com)

search this site



## RECENT POSTS

- Welcome to the Occupation
- Targeted Demonstration
- Citation Sit-In
- Day of Action
- Public Opinion

## ARCHIVES

- March 2012

## CATEGORIES

- Occupy APA

## META

- Register

## ➔ Welcome to the Occupation

Posted: March 21, 2012 in [Occupy APA](#)

Welcome to **Occupy APA: A Citation Sit-In** for HNU students and faculty. Your hosts are [Nicole Branch](#) and [Daniel Ransom](#) of the [Holy Names University Library](#). This webpage hosts links for our Occupy APA group activities. Follow the links for each activity as you are directed by your instructors, and please let us know if you have any questions.






# WHAT DO WE WANT?

- **Get informed:** Learn common citation rules
- **Identify your targets:** Learn to identify types of information
- **Know your rights:** Learn to use the resources to the get the information you need



# COMMUNITY SURVEY

- **APA Grievances**





**GET INFORMED**

# WHY CITE?

- “Standing on the shoulders of giants.”
- You’re part of the scholarly community.
- Gives your paper credibility.

# WHY CITE?

- “Researchers do not claim the words and ideas of another as their own; they give credit where credit is due” (APA, 2010, p. 15).
- Provide credit *each time* you quote or *paraphrase* someone’s work (APA, 2010).
- Applies to ideas as well as written words.
- Self-plagiarism is not permitted.

# TWO SIDES OF CITATIONS

- Citations in-text.
- Reference list.
- Every citation in-text must be in your reference list; every item in your reference list must be in your text.



# WHAT ARE THE 99%

The basic rules you will use over and over.

- Formatting your paper.
- In-text and parenthetical citations.
- Basic reference list format.

# WHAT ARE THE 1%

The obscure rules you need to look up.

- Citing unusual source types.
- Complex citation arrangements.
- Obscure formatting rules.

# HUMAN MEGAPHONE

- Group read-aloud of the 99% (our basic rules cheat sheet).
- Go around the room; read aloud one line at a time.
- Feel free to ask questions.

# LINE SPACING

- Double space entire document, including reference list. Do not double-double space (i.e., between paragraphs).



# PARAGRAPHS

- Indent the first sentence of a new paragraph 5-7 spaces (one-half inch).

# FONT

- Use standard 12-point font.
- Times New Roman is the APA preferred font.

# MARGINS

- Use one-inch margins throughout.
- Align margins flush left and “ragged” right (i.e. don’t align the right margin flush or “justified.”)

# REFERENCE LIST

- Begin reference list on its own page after the body of the paper.
- Title page **References** -- capitalized and centered at the top and not in bold. In MLA, title page as **Works Cited**.
- List references alphabetically by author.
- Double space and indent all lines after the first of any given reference.
- Do not double-double space between citations.
- In APA, **any and only** works cited in-text should be included on the reference list.



# IN-TEXT HEADINGS

- Headings must be logical, hierarchical, and consistent.

# SPACING

- No space after periods in internal abbreviations (e.g., a.m.).
- One space after commas, colons, semicolons, periods that separate parts of a reference citation, periods after the initials of first names.
- Double space after a period that ends a sentence in APA. Single space in MLA.
- Do not insert periods in abbreviations in state names, acronyms, metric and non-metric abbreviations.

# RUNNING HEADER (APA)

- On the title page, type Running head: and the title of your paper (shortened to 50 characters or less, in all capital letters, and not bold).
- On subsequent pages, include only the title in all caps.

# IN-TEXT CITATIONS (APA)

- Reference ideas, summaries and quotes from other works using parentheses in the body of your paper. The basic format is (Last name, Year).
- If the author is named in the sentence, only include the year in parentheses.
- For direct quotes include the page number (Last name, Year, p. #).
- The period comes after the close parentheses.



# IN-TEXT CITATIONS (MLA)

- Reference ideas, summaries and quotes from other works using parentheses in the body of your paper. The basic format is (Last Name Page).
- If the author is named in the sentence, only include the page in parentheses.
- Always include the page number in MLA.
- The period comes after the close parentheses.

# REFERENCE LIST CITATION BASICS:

## APA

	Position A	Position B	Position C	Position D	Position E	Position F
Book	Author(s): Last Name, Initials.	Date of publication: (Year).	Title: <i>Italicized.</i> Only capitalize the first word and proper nouns of title and sub-title. End with a period.	City of publication and publisher: City: Publisher. End with a period.	None.	None.
Article	Author(s): Last Name, Initials.	Date of publication: (Year).	Title of article: Capitalize only first word and proper nouns of title and subtitle. End with a period.	Title of periodical: <i>Italicize and</i> capitalize all major words. End with a comma.	Volume and issue: <i>volume number</i> (issue number). <i>Italicize volume</i> number, do not <i>italicize issue</i> number. End with a comma.	Pages: <i>##-##.</i> End with a period.

# REFERENCE LIST CITATION BASICS:

## MILA

	Position A	Position B	Position C	Position D	Position E
<b>Book</b>	Author(s): Last Name, First Name.	Title: Italicized. Only capitalize the first word and proper nouns of title and sub-title. End with a period.	City of publication, publisher, and year of publication: City: Publisher, Year. End with a period.	Medium of publication. i.e. Print.	None.
<b>Article</b>	Author(s): Last Name, First Name.	Title of article: In quotations. Capitalize all major words of title and subtitle. End with a period inside the close quotation.	Title of Periodical Day Month Year: Italicize and capitalize all major words. Abbreviate month and do not italicize day month, and year. Do not use commas. End with a colon.	Page numbers. End with a period.	Medium of publication.

# POSITIONS WITHIN A CITATION (APA)

## References

- Hazen, D., Lohan, T., & Parramore, L. (2011). *The 99%: How the Occupy Wall Street movement is changing America*. San Francisco, CA: AlterNet Books.
- Ladhani, N. (2011). Occupy social media. *Social Policy*, 41(4), 83.



# POSITIONS WITHIN A CITATION (MLA)

## Works Cited

- Hazen, Don, Tara Lohan, and Lynn Parramore.  
*The 99%: How the Occupy Wall  
Street Movement is Changing  
America*. San Francisco:  
AlterNet Books, 2011. Print.
- Ladhani, Noorin. "Occupy Social Media."  
*Social Policy* 41.4 (2011): 83. *Academic  
Search Premier*. Web. 24 Oct. 2012.

# GENERAL ASSEMBLY

- Your questions about the 99% - the basic rules you'll use over and over.
- We'll add the 1% rules to our Parking Lot.

# IDENTIFY YOUR TARGETS



# WHAT CAN YOU CITE?

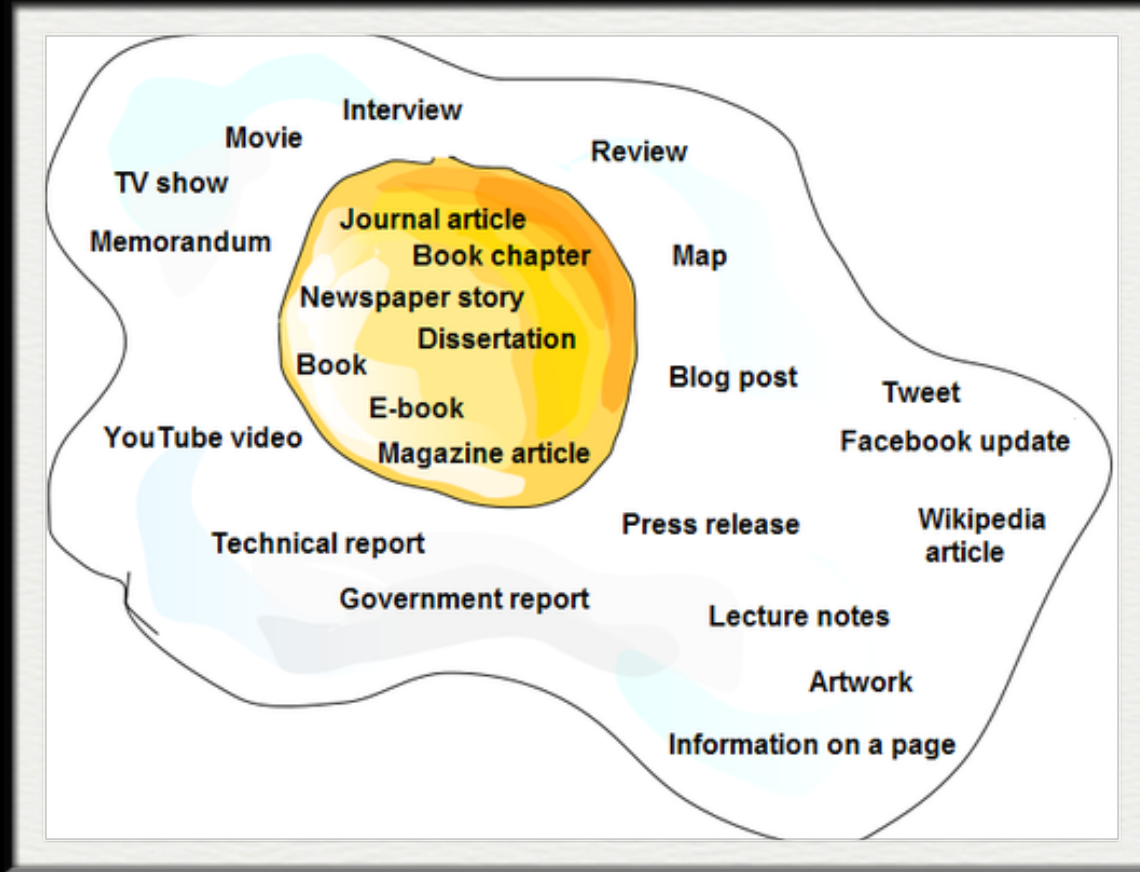
- Anything!
- The *Publication Manual of the APA* has rules for citing almost anything you find.
- Look in Chapter 7 for examples.

# WHAT SHOULD YOU CITE?

- Periodicals (scholarly articles, newspaper articles, magazine articles).
- Books and reference materials.
- Credible websites (government reports, press releases, foundation websites).
- Other relevant sources.

# THE CHARACTER OF YOUR CONTENT

- Learn to identify the type of material you are working with.
- It's not about the format of the information (whether it is online or in print).
- It is about the character of the information you are citing.



# THE CHARACTER OF YOUR CONTENT

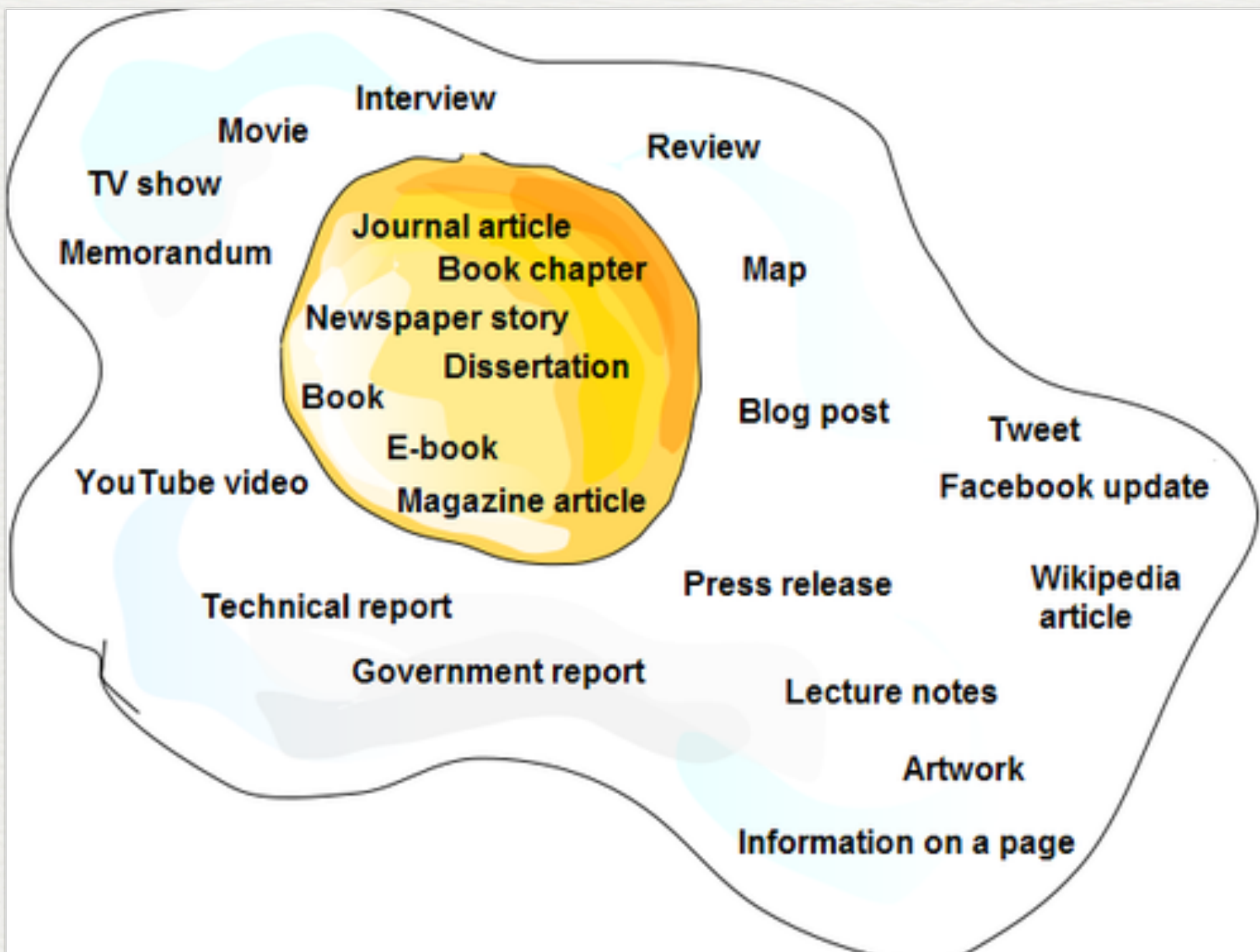
# FILING FOR CHAPTER SEVEN

- 7.01: Periodicals
- 7.02: Books, Reference etc.
- 7.03: Technical and Research Reports
- 7.04: Meetings and Symposia
- 7.05: Dissertations and Theses
- 7.06: Reviews and Peer Commentary
- 7.07: Audiovisual Media
- 7.08: Data Sets, Software, Measurement Instruments
- 7.09: Unpublished and informally published works
- 7.10: Archival Documents
- 7.11: Internet Message Boards, Online Communities
- A.7: Legal Materials



# TARGET DEMONSTRATION

- Practice identifying different types of information.
- Break into groups of 2-3.
- Go to “Target Demonstration” at the [occupyapa.wordpress.com](http://occupyapa.wordpress.com) site.
- Follow the instructions on the website.



# SECOND GENERAL ASSEMBLY

- Your observations?
- Questions about identifying and categorizing types of information?



**KNOW YOUR RIGHTS**

# TAMING THE 1%: HOW TO LOOK UP THE RULES

- The APA Publication Manual
- Purdue OWL
- [APAStyle.org](http://APAStyle.org)

# PUBLICATION MANUAL

1. Writing for the Behavioral and Social Sciences
2. Manuscript Structure and Content
3. Writing Clearly and Concisely
4. The Mechanics of Style
5. Displaying Results
6. Crediting Sources
7. Reference Examples
8. The Publication Process

# MLA HANDBOOK

1. Research and Writing
2. Plagiarism and Academic Integrity
3. The Mechanics of Writing
4. The Format of a Research Paper
5. Documentation: Preparing the List of Works Cited
6. Documentation: Citing Sources in the Text
7. Abbreviations
8. Appendixes

# PURDUE OWL



[Purdue OWL](#)   [Writing Lab](#)   [OWL News](#)   [Engagement](#)   [Research](#)   [Contact](#)   [Site Map](#)

[General Writing](#) • [Research and Citation](#) • [Teaching and Tutoring](#) • [Subject-Specific Writing](#) • [Job Search Writing](#) • [ESL](#)

[OWL Family of Sites](#) > [OWL](#) > [Research and Citation](#) > [APA Style](#) > [APA Formatting and Style Guide](#)

**Research and Citation**

**APA Style**

**APA Overview and Workshop** ▾

**APA Formatting and Style Guide** ▾

General Format >

In-Text Citations: The Basics

In-Text Citations: Author/Authors

Footnotes and Endnotes

Reference List: Basic Rules

Reference List: Author/Authors

Reference List: Articles in Periodicals

Reference List: Books

Reference List: Other Print Sources

## General Format

**Summary:** APA (American Psychological Association) is most commonly used to cite sources within the social sciences. This resource, revised according to the 6th edition, second printing of the APA manual, offers examples for the general format of APA research papers, in-text citations, endnotes/footnotes, and the reference page. For more information, please consult the Publication Manual of the American Psychological Association, 6th edition, second printing.

**Contributors:** Elizabeth Angell, Jodi Wagner, Elena Lawrick, Kristen Moore, Michael Anderson, Lars Soderlund, Allen Brizee, Russell Keck

**Last Edited:** 2012-03-08 01:26:49

Please use the example at the bottom of this page to cite the Purdue OWL in APA.

To see a side-by-side comparison of the three most widely used citation styles, including a chart of all APA citation guidelines, see the [Citation Style Chart](#).

## General APA Guidelines

Your essay should be typed, double-spaced on standard-sized paper (8.5" x 11") with 1"



# APASTYLE.ORG



APA Style

[Home](#) | [About APA Style](#) | [APA Style Help](#) | [Log In](#)

SEARCH

IN

GO



## Publication Manual

## Learning APA Style

## APA Style Products



### A Complete Resource for Writing and Publishing in the Social and Behavioral Sciences

The rules of APA Style®, detailed in the *Publication Manual of the American Psychological Association*, offer sound guidance for writing with simplicity, power, and concision. APA Style has been adapted by many disciplines and is used by writers around the world.

On this site, you will find tutorials, FAQs, and other resources to help you improve your writing, master APA Style, and learn the conventions of scholarly publishing.

- [More about the Publication Manual](#)
- [More about APA Style](#)
- [Frequently Asked Questions](#)

[What's New in the Sixth Edition of the Publication Manual?](#)

### APA Style Blog

Mar 22, 2012

[What Did You Just Say?](#)

Anne Woodworth Gasque

### APA Style on Twitter and Facebook!

Follow us to get updates on all things related to APA Style, including announcements about new blog posts, tips and tricks on writing and style, and more.



### Quick Answers—References

- [Websites](#)
- [In-Text Citations](#)
- [E-Books](#)

### Quick Answers—Formatting

- [Running head](#)
- [Margins](#)
- [Heading levels](#)

### Most Popular

- 1 [The Basics of APA Style](#)
- 2 [Quick Answers—References](#)

# "THE CITATION SIT-IN"

- Return to your groups.
- Craft an in-text citation and a reference list citation for the source assigned to your group.
- These will be challenging citations: use your Publication Guide or other resources to look up the correct rules.

# REPORT BACK

- Explain your citation challenge.
- How did you find what rule to apply?
- Show us your solution by holding up your protest sign.

# ZUCCOTTI PARK

The correct citations:

In-text:

(Baker, 2001).

In the reference list:

Baker, R. (2001). Capital is occupied by a gentle army. In J. Meachem (Ed.), *Voices in our blood: America's best on the civil rights movement* (pp. 288-292). New York, NY: Random House.

# PORT OF OAKLAND

The correct citations:

In-text:

John Bogle states (as cited in Sommer, 2012).

In the reference list:

Sommer, J. (2012, August 11). A mutual fund master, too worried to rest. *The New York Times*, retrieved from <http://www.nytimes.com>

# JUSTIN HERMIAN PLAZA

The correct citations:

In-text:

(U.S. Government Accountability Office, 2011).

In the reference list:

U.S. Government Accountability Office. (2011).  
*Opportunities exist to broaden director  
recruitment efforts and increase transparency*  
(GAO-12-18). Retrieved from  
<http://www.gao.gov/products/GAO-12-18>

# OCCUPY D.C.

The correct citations:

In-text:

(New York City General Assembly, 2011).

In the reference list:

New York City General Assembly. (2011).

Declaration of the occupation of New York City  
[Web log post]. Retrieved from  
<http://www.nycga.net/resources/declaration>

# FINAL. GENERAL. ASSEMBLY



Have we met your demands?



# PUBLIC OPINION?

Survey:



Video tutorials: [hnu.libguides.com/occupyapa](http://hnu.libguides.com/occupyapa)

Now pack up your tents and go home!

Nicole Branch:  
branch@hnu.edu

Daniel Ransom:  
ransom@hnu.edu

Holy Names University Library  
Photos courtesy the Associated Press, © 2011